



Rotation Model Sunday School Lesson Plans

“King Solomon”

Memory Verse: “Train children in the way they should go; when they grow old they won’t depart from it.” Proverbs 22:6 (CEB 2011)

Learning Center Overview:

Holy Word Cinema: This video workshop includes a discussion of the Nest video, “Solomon.”

Holy Word Cinema: Students will watch the Superbook DVD “Solomon’s Temple.”

Computers & Art: Students construct a take home model of Solomon’s Temple while learning about the furnishings in the temple.

Bible Games: Students will discover some of King Solomon’s wise sayings that he wrote down in the book of Proverbs by playing “Wheel of Faith” which kind of resembles the “Wheel of Fortune” game show on TV.

Holy Word Cinema | King Solomon

Memory Verse: “Train children in the way they should go; when they grow old they won’t depart from it.” Proverbs 22:6 (CEB 2011)

1. Watch the Nest DVD “Solomon”
 2. Use the Adventure Quiz in the Special Features section to have kids answer questions about the movie/Bible Story. Even if kids know the answer, refer to the Scripture option, to have kids pull the right answer from the Scripture verses projected for that question.
 3. Share this month’s memory verse.
 4. Close with prayer.
-

Holy Word Cinema 2 | King Solomon

Memory Verse: “Train children in the way they should go; when they grow old they won’t depart from it.” Proverbs 22:6 (CEB 2011)

2. Watch the Superbook DVD “Solomon’s Temple”
 2. Use the Adventure Quiz in the Special Features section to have kids answer questions about the movie/Bible Story. Even if kids know the answer, refer to the Scripture option, to have kids pull the right answer from the Scripture verses projected for that question.
 3. Share this month’s memory verse.
 4. Close with prayer.
-

Art | King Solomon

Memory Verse: “Train children in the way they should go; when they grow old they won’t depart from it.” Proverbs 22:6 (CEB 2011)

Summary of Lesson Activities:

The children will learn about the Temple that King Solomon constructed in Jerusalem and get a chance to build their own model to take home.

Leader Preparation:

Read the story and story background. 2 Chronicles 4:1-5:7

Supply List

- DVD with “1 Kings 8 Solomon’s Temple” and “Solomon’s Temple 3d” and the music video for “Sanctuary” burned on it.
- Bible
- Solomon’s Temple Model (one for every student)
- Scissors
- Elmer’s Glue

Presentation


Welcome the children and introduce yourself. Have them introduce themselves if there are new ones or any you don’t know.

Ask: Tell me what you know about King Solomon?

Some possible answers:

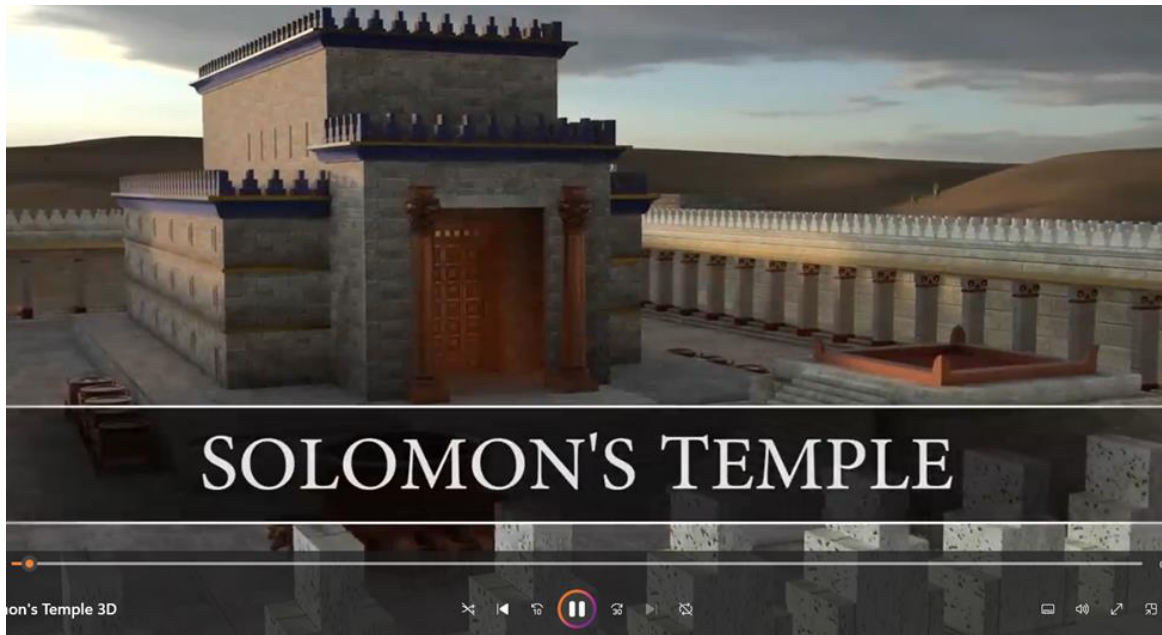
- Solomon was King David’s son
- He was King of Israel after David
- He was a very wise man
- He wrote the books of Proverbs, Ecclesiastes, Song of Songs (Solomon)
- He built the Temple of the Lord in Jerusalem

Say: today, we’re going to learn that Solomon built the Temple in Jerusalem so that God could dwell with his people. Let’s watch a short video to remind us of how King Solomon built the temple for God.



Show "Solomon's Temple" video.

Then show "Solomon's Temple 3D" to explain each object. Pause video at each object listed. Use the book, "Solomon's Temple Model" and turn to pages 10-11 to share what each object stands for.



Scan the QR code at left to watch a preview of this video.

Discussion:

Read 2 Chronicles 3:1-2, 19:5:1

What do you think it was like for Solomon to get to build the Temple that his father David had designed? Do you think that Solomon thought about his dad during the construction process? What memories of David do you think he thought about?


How do you think Solomon felt to see the temple completed? Have you ever completed a big project? What was it and how did you feel when it was completed?

Read: 2 Chronicles 5:2-7, 12-14

What do you think it was like to stand in the crowd as the Ark of the Covenant was brought into the temple while all the musicians played their instruments? Would you have wanted to go into the Temple to look around? What would you have wanted to see most? How would you have felt to see the glory of God fill the Temple like a cloud? Would it have been exciting? Scary?

Dig-Main Content and Reflection:

Provide students with foam boards and their own copies of the "Solomon Temple Model" to cut out and glue together on the foam board. Assist students with construction. At the end, give each student a copy of the QR code for the "Solomon's Temple 3D" video to glue on the foam board by the altar in front of the temple so that they can watch the video again with their parents' smart phones when they take Solomon's Temple Model home.



When you're done with the project, show the music video "Sanctuary" and have kids sing along.

Close with prayer.

Bible Games | Solomon

Proverbs "Wheel of Faith" Game

Memory Verse: "Train a child in the way he should go, and when he is old he will not turn from it."
Proverbs 22:6 (NIV 1984)

Supply List:

Wheel of Faith wheel

Dry erase board

Dry erase markers

Dry erase wipes

Bibles

Leader Preparation:

Read the scripture ahead of time.

Gather the materials.

Presentation

Opening-Welcome and Lesson Introduction:

Greet the children and introduce yourself.

Open with a prayer.

Dig-Main Content and Reflection:

When Solomon, King David's son became king of Israel, he built God's Temple in Jerusalem, just as the Lord had promised and his father had planned. Yet, the construction of the Temple was not the only thing that King Solomon did to help inspire the faith of his people. He, like his father David, also wrote a book that was included in the Bible. King David wrote the book of Psalms, which are 150 songs that were used by the people to worship God in the Temple. Solomon composed the book of Proverbs. Proverbs are wise sayings used to help people live a life faithful to God. [Pass out Bibles to the kids and help them locate the book of Proverbs. When everyone has found the book, have them join you in reading Proverbs 1:1 together.]

Shortly after becoming king of Israel, he prayed to God that the Lord would bless him with wisdom that he might rule the nation of Israel justly, like his father David. Solomon used his wisdom to judge court cases that were brought to him, like the story of the two mothers who came to him fighting over custody of a baby (1 Kings 3:16-28). [Ask the kids if they know this story. (this story is being portrayed this month in Holy Word Cinema and Praise Him! Playhouse) If so, have them tell it to you briefly. If not, tell it to them.] Then say, Today we're going to discover some of King Solomon's wise sayings that he wrote down in the book of Proverbs by playing "Wheel of Faith" which kind of resembles the "Wheel of Fortune" game show on TV.

Wheel of Faith Game

Divide the kids into two teams. Have kids from each team take turns spinning the wheel to solve the puzzles (typed below) that you have drawn out using spaces on a dry erase board. Recruit a volunteer to keep score and announce scores between puzzles to drive up enthusiasm. If kids struggle in solving the puzzles, give them freebie letters from time to time as helpful hints. Try to have kids solve as many puzzles as time allows, but allow time at the end of the session for review questions.

Wheel of Faith Puzzles:

#1) King Solomon built God's Temple in Jerusalem

#2) Train a child in the way he should go, and when he is old he will not part from it (Proverbs 22:6)

#3) Like cold water to a weary soul is good news from a distant land. (Proverbs 25:25)

#4) Like clouds and wind without rain is one who boasts of gifts never given. (Proverbs 25:14)

#5) The Lord is far from the wicked, but he hears the prayer of the righteous. (Proverbs 15:29)

#6) The way of the Lord is a refuge for the blameless... (Proverbs 10:29)

#7) Trust in the Lord with all your heart... (Proverbs 3:5)

#8) A happy heart makes the face cheerful... (Proverbs 15:13)

#9) Commit to the Lord whatever you do, and he will establish your plans. (Proverbs 16:3)

#10) Whoever shuts their ears to the cry of the poor will also cry out and not be answered. (Proverbs 21:13)

As time runs out, help kids find the remaining proverbs in the Bible that you don't get to cover in the Wheel of Faith game and have volunteers read them out loud to the rest of the class. Ask them what they think each proverb means. If they can't, briefly explain to them their meanings.

Ask:

What do you think it would be like to be the wisest person in the world?

Where did King Solomon get all of his wisdom? (God, of course!) Why do you think God granted it to him? (1 Kings 3:5-13)

Why do you think King Solomon compiled these wise sayings into the book of Proverbs?

Have you ever wanted to write a book? What would it be about?

Besides the book of Proverbs, what else is King Solomon remembered for? (building God's Temple, his riches, being King David's son, etc.)

If there was one thing that you'd like to be remembered for, what would it be? (let kids answer as they will, but conclude by reminding them that one of the greatest things to be remembered for is being a faithful follower of God/Jesus.)

Closing:

Have the class repeat this month's memory verse together and then close with prayer thanking God for giving Solomon the wisdom to write the book of Proverbs and for all of the other writers who contributed to the writing down of God's Word in the Bible.
