

## WT: Ten Commandments Bible Background & Bible Study

 The Writing Team  Fortifying our Supporting Members

A Ten Commandments Bible Background  
and Bible Study  
from Rotation.org's Writing Team



Normally our Bible Backgrounds are written for Sunday School leaders and teachers, however, this one is also geared for home-use by families who will be using one or more of the lessons in this set. The following background is written like a lesson of its own!

➔ See this set's **Lesson Objectives** listed in the next post below this one and on the **Lesson Summaries** post.



The **Ten Commandments** are the "ten rules for living the right way" carved into stone by God and given to Moses on top of Mount Sinai during their Exodus journey from Egypt to the Promised Land. (More backstory below!) Considered by many to be the foundation of law in Western Civilization, you might also call them "Rules that Rock!" ...or simply "God's Rules." Your choice 🗿

### So... how many of the Ten Commandments do you remember?

See how many you can say out loud. 🗣️ *If you're in a group, have each person take turns saying one until you've got them all.*

**Hint:** The Ten Commandments are listed in these two books of the Bible: **Exodus 20:1-20** and **Deuteronomy 5:1-21**. *Take a look to see how many you remembered.*

**Question:** Why are the Ten Commandments important *to you?* *to our society?*

**Keep in mind:** Forgetting a couple doesn't make you a bad person. It just means you need to spend a little more time learning them.

## Pickles ?



According to a recent survey, only 45% of Americans could recall the commandment "honor thy father and mother," but 62% knew that Big Macs have **pickles**. And should we be scared that 30% of church-goers FORGOT that "thou shalt not murder" and "thou shalt not steal" were part of the Ten Commandments? 😞



Hopefully, you remembered those two 😊 (You did, didn't you?)

**Question: Can you follow something that you don't remember?** Probably not! (Try forgetting the directions on your homework or trip to the store. Or if you need to get out of your chair right now, try walking around the room with your eyes closed.) And that's why each of the lessons in this set has a "memory" game -- to see and remember all ten pickles so we don't find ourselves in one. 😞



### What's the most important thing to remember about the Ten Commandments?

♥ **LOVE** ♥ **The commandments teach us to love God and love others.** This summary is brought to you by **Jesus himself** when he was asked "what is the greatest commandment" and instead of picking one, he summed them all up in **TWO**:

*"You shall love the Lord your God with all your heart, and with all your soul, and with all your mind.' This is the greatest and first commandment. And a second is like it: 'You shall love your neighbor as yourself.' On these two commandments hang all the law and the prophets."* [Matthew 22:36-40](#).

This passage is known as "The Great Commandment" though it really should be plural, as in "commandments." For more on what it means to "love" check out Paul's famous words in [1 Corinthians 13](#).

### Which Version of the Ten Commandments Should You Learn?

Whichever version you feel most comfortable with. 😊 We're using the NRSV in most of the lessons in this set, but you can substitute your preferred version.

### The "Backstory" on the Ten Commandments

[Exodus chapter 19](#) is the really dramatic scene of God telling Moses what to say to the people, what their purpose is. "...you shall be for me a priestly kingdom and a holy nation. Tell them!" What a sight it must have been with God's thundering voice!



Check out this next short clip from Cecil B. DeMille's classic "The Ten Commandments" -- the scene where God writes the commandments on stone with his "finger." ([Exodus 31:18](#))

The Ten Commandments were so important that the Israelites built a special gold-covered box to carry the stone tablets to the Promised Land. **The box was called the "Ark of the Covenant."** During the Exodus journey, they rested the box and tablets inside a worship tent called "The Tabernacle." When they made it to Jerusalem, they built a Temple out of stone and placed the box with the tablets in the "Holy of Holies" -- the most important place in the sanctuary. Nobody knows for sure what happened to that box. It may have been carried off by some invading army and melted down. It was definitely not put in a government warehouse at the end of a movie 😊. And while the box and tablets were pretty cool, **it's what was ON the tablets** that made them important -- and those we carry with us.



**What's in the box won't melt your face** -- it's only supposed to melt your heart and be written there -- which means **YOU are the real Ark of the Covenant** 🙏

*keep my commandments and live,  
keep my teachings as the apple of your eye;  
bind them on your fingers,*

**write them on the tablet of your heart.**  
(Proverbs 7:2-3)



**Questions:** When people look at your life, how you treat others, and your relationship with God, do they say "there goes the Ark of the Covenant" or "there goes an empty box"?

What are some of the *not-so-great* rules people make the center of their lives? (how about selfishness? or greed?)

### The Purpose of the Ten Commandments

**God gave us the Ten Commandments to teach us right from wrong.** If everybody followed them, what a wonderful world it would be.

But...as everyone who has ever TRIED to KEEP all ten has discovered, **God also gives us the commandments to humble us.** Paul put it this way: **We all sin and "fall short"** of God's expectations. (Romans 3:23) So in addition to guiding us how to live, the commandments show us our need for forgiveness -- which God graciously offers.



Does God's grace let off the hook from trying to keep the Ten Commandments? **By no means!** Instead of following out of fear, or thinking we can "earn more points," we follow God's rules in **GRATITUDE** for all that God has done, is doing, and will continue to do for us.

### What's this I hear about "The Law?"

Sometimes people refer to "Ten Commandments" as "The Law of Moses" but they are not exactly the same thing. The "Law of Moses" usually refers to the 600+ "religious rules" found in the Old Testament which came after the Ten Commandments. Many of those laws were about how to worship, when and how to celebrate festivals, "clean and unclean" things and such. Most Christians and many Jews these days no longer follow those 600+ Old Testament laws because we recognize that they were more like "traditions" from another time and place. As the story of **Jesus' disciples plucking grain on the Sabbath** illustrates, some of those "laws" had become oppressive. Following on Jesus' teachings, the Apostle Paul declared we are "free" from those kinds of laws and that it is "**loving others (that) fulfills the law.**" (Romans 13:8)

The Ten Commandments are for all people in every time and place. And if you can't remember all Ten, then just remember how Jesus and Paul made them even easier to remember and practice: ♥ LOVE ♥

### There are more ways to "murder" someone than by taking their life...

Each lesson in this set includes an activity to remember all ten of the commandments. The Interactive virtual hike up Mt Sinai also introduces the important biblical concept of "Law" (and Grace) in relation to the Ten Commandments. Some lessons dig into particular

commandments. Now some people might think that it's silly to teach kids about "killing or adultery," but as you'll soon see in the lessons, there are more ways to kill, cheat, and steal than by taking their life or stuff.

On first, look, each commandment might seem simple, and you might skip over those like "don't murder" because (hopefully) you haven't killed anyone lately. But the beauty of these commandments is that their meaning can be explored in many ways -- and many of our lessons will do so. [See the word studies at the end of this background for some interesting meanings.](#)

For example:

- You don't have to take a life to kill someone's dreams, murder their reputation or destroy their sense of self-worth. Can you think of other ways people "murder" each other? You can steal someone's self-esteem or spotlight or opportunity. Name something someone has "stolen" from you. How did it make you feel?
- You can "lie" by cheating in a game or by trying to be someone you're not. You can also lie by hiding your faith from your friends, or not standing up for the oppressed. How do lies destroy trust?
- You might think you have "honored" your parents by doing nice things for them, but "honoring" can also mean forgiving them, respecting their values, and showing respect to them in front of your friends. How can you honor someone you disagree with?
- You might think you're "in the clear" with "the graven images" commandment (idols), but an "idol" can be anything a person values more than doing what God commands. Money, for example, is something many people "worship."
- You might think "well I'm not an adulterer," but in a way you *are* when you lust after things like money more than you desire time with your spouse (or family). And you will learn in the word study, adultery is also used to describe not keeping your sacred commitments. Who and what are you committed to?
- You might think that coveting is about "things" but underneath it's really about spiritual and personal emptiness. In fact, many of the commandments are warnings about an appetite for "more" that is "Never Enough." (Check out that song link and then take a serious look at what things in your life you may be "coveting" but will never really satisfy you.)

**And Now for Some "Weird Commandment Math"**

### Did you know there were originally "15" Commandments?

This one minute YouTube clip of comedian Mel Brooks as Moses reveals this secret 😊

Okay, there really *are* just ten, but would it surprise you to know that there are two different ways to "number" the **Ten Commandments**? *Of course it wouldn't.*

### 1 + 2 = 1 and 10 - 9 = 10

Orthodox Christians and most Protestants traditionally separate "you shall have no other gods" and "do not make idols" into two commandments. Whereas, Catholics and Lutherans traditionally combine those two verses into one commandment, and then split the verses about coveting into two commandments: don't covet your neighbor's wife (9) and don't covet anything else (10). See the attached chart for the breakdown. (BTW: The lessons in this set use the Jewish-Protestant-Reformed numbering. Feel free to adjust the numbering as you need.)

Commandment	Jewish-Protestant-Reformed	Catholic-Lutheran
1. You shall have no other gods before me.	1	1
2. You shall not make for yourself a graven image, or any likeness of anything that is in heaven above, or that is on the earth below, or that is in the waters under the earth; you shall not bow down to them, nor serve them; for I, the Lord your God, am a jealous God, punishing the iniquity of the fathers upon the children to the third and fourth generation of those who hate me, but showing love to a thousand generations of those who love me and keep my commandments.	2	1
3. You shall not take the name of the Lord your God in vain, for the Lord will not hold him guiltless who takes his name in vain.	3	2
4. Remember the Sabbath day, to keep it holy. Six days the Lord made the heavens and the earth, the sea, and all that is in them, but he rested on the seventh day; therefore the Lord blessed the Sabbath day, and hallowed it.	4	3
5. Honor your father and your mother, which is the first commandment with promise, that your life may go well with you, and that you may prosper, when you obey the commandments of the Lord your God.	5	4
6. You shall not kill.	6	5
7. You shall not commit adultery.	7	6
8. You shall not covet your neighbor's wife.	8	7
9. You shall not covet your neighbor's goods.	9	8
10. You shall not covet your neighbor's wife, nor his ox, nor his donkey, nor anything that is his.	10	9

### How Few Can You Do? 10 to 2 to 1

The Bible never refers to the "Ten Commandments" as the "Ten Commandments." Rather, the Bible and Jewish Talmudic tradition calls them "The Ten Words." And nowhere does it mention what those "ten words" are -- it's just assumed that everyone knows (and no, "pickles" is not one of those words). Leave it to JESUS to condense it down to five words: "Love God. Love your neighbors." It was,

however, THE BEATLES who got God's commandments down to just one word: [All you need is](#) ♥. (*All together now...*) Who knew?



## A Couple of Ten Commandment Word Studies

It's no secret that the meaning of words changes over time. Take the word "groovy" for example. Is it describing a Lays potato chip or a cool cat? The photo at the top of this document shows the commandments as they may have been originally written in "paleo-Hebrew" -- the language of Moses' day some 3400 years ago. And ever since then people have been using different words and languages to describe what the original commandments were saying.



For example, most older folks will remember the third commandment as "**thou shalt not take the Lord's name in vain**" -- "vain" being a 17th Century word used in the King James Bible right on up through the Revised Standard Version in the first half of the 20th Century and was understood to mean "useless." But most modern translations, including the NRSV and NIV, use the phrase "*do not make wrongful use*" instead of "vain" because the meaning of the word "vain" had changed to "easily flattered" in common usage.

But even "**wrongful use**" isn't as descriptive as it could be. The Hebrew word for "**take**" ("**nasa**") in the commandment means to "lift up, exalt, carry." The Hebrew word for "**vain**" ("**shav**") is much more interesting than "wrongful use." "Shav" means "empty" or "useless." Thus, instead of the usual, "don't swear" using God's name, the commandment could more pointedly be saying something like Jesus said in [Matthew 6](#) when he described people who liked to be seen praying and heaping up empty phrases. Jesus called them "hypocrites" (fakes). So the commandment could be read as "*Thou shall not be a hypocrite.*" Lots of interesting possibilities!

The word for "**graven**" **Image** or "**idol**" comes from the Hebrew "**pacal**" meaning, "to carve, cut, or quarry" -- which is how you made statues of gods back then, by carving or stone cutting. If you've ever carved something, you know it takes time. And isn't it true that the things we spend our time doing tend to become our gods. You also dig quite a hole for yourself when you quarry false gods.



The Hebrew word for "**murder**" or "**kill**" in the Ten Commandments ("**ratsach**") has been the subject of much interpretation. It typically means to "murder" without justification (as opposed to "in self defense.") Interestingly, the word "ratsach" comes from an even older Hebrew word which can also mean "dash to pieces, throw, cast down, topple, bring low" which are certainly other ways to "murder" people without killing them. Check out these [translations of Psalm 62:4](#) which render the word "ratsach" in some interesting ways.

The Hebrew word for "**adultery**" ("**na-aph**") can refer to infidelity by a husband and wife, but also by anyone breaking their solemn promise or covenant. For example, Israel was accused of adultery when it "lusted" after other gods (See [Jeremiah 2:23 3:14](#) where even the children are accused of "na-aph"). Who do we have solemn obligations and promises to and how do we break them?

The Hebrew word for "**covet**" ("**chamad**") can be translated "lust, desire, or delight." It describes a "hunger" that cannot be satisfied, a feeling of emptiness or lack of self-worth that possessions cannot fill. It can destroy relationships, and drive us to break all the other commandments. What fills you up? What should godly people be "hungering" for? (Hint: [Matthew 5:6](#).)

Note: Some interpreters and lesson publishers like to use the phrase "*be content with what you have*" which isn't what the commandment about "coveting" suggests. The idea that God gives what people deserve and that they should be "content with their lot" has a problematic social history behind it. According to Jesus in the Beatitudes, the opposite of hunger is not contentment, but a righteous hunger (pursuit) for the things of God.

## Jesus' **Fresh Take** on the Ten Commandments

In John 13:34, Jesus said,

*I give you a fresh\* commandment,  
that you love one another.  
Just as I have loved you  
you also should love one another.*



\* Most translations use the phrase "*I give you a **new** commandment.*" But as we have seen, "love" is not a new commandment, it is at the root of each -- a point Jesus makes in [Matthew 22's](#) "Great Commandment" (*Love God, Love your neighbor*). **Fortuitously, the Greek New Testament word for "new" ("kainos") can also mean "fresh."** 😊

*Written by Rev. Neil MacQueen for the Rotation.org Writing Team  
Copyright Rotation.org Inc.*

 Attachments

Show 

8/7/20 @ 10:22 AM \*

 Original Post

# The Ten Commandments

A lesson featuring a Ten Commandments Photo Game from the Rotation.org Writing Team



## Overview

In this lesson, participants will examine the Ten Commandments and then split into groups to take photos or videos depicting various commandments (both verbally and non-verbally). Then they regroup to play a game of ***"Which Commandment Is This?"***

Players will be encouraged to think and depict the commandments both "literally" and "figuratively" life applications and in both "shall not" and "shall do" formats. For example, as the [Bible Background](#) suggests, "You shall not kill" can figuratively be expressed as "You shall not hurt," and be positively stated as, "You shall take care with one another."

## Scripture

[Exodus 20: 1-17](#), [John 13:34](#) and [Matthew 22:36-40](#)

Read the [Bible Background](#) at [Rotation.org](#). It provides a quick overview of the story behind the Ten Commandments along with interesting insights into the meaning of various Commandments.

## Supplies

- Read the Bible Background
- Have at least one Bible ready to read or a computer/smartphone you can read the passage online with.
- Print or prep for group viewing the Handouts at the end of this PDF. They include versions of the Ten Commandments to put in the hat and suggestions for other ways to express various commandments.
- One cellphone or tablet with a camera for each team (2 or 3 people per team).
- Ability to show photos on a larger screen from your cellphone or tablet. ([See this article for help.](#)) If you don't have a way to show cellphone photos on a larger screen, use a tablet or laptop that has a camera and can be passed around when it's time to guess which commandment the photo or video is depicting.





# Ten Commandments “Photo” Lesson Plan

## Opening

Introduce the story of the Exodus starting with the Hebrews in Egypt and the story of Moses and Pharaoh. Have them help you tell as much of the story as they can and then fill in the rest for them.

## Explain the Commandment Photo Game and Read the Scripture

Explain that we will be separating into teams and going off to take photos of our teammates “acting out” the Ten Commandments. Teams will draw Commandment assignments from a hat. The ten slips of paper can be printed from the “Ten Commandments Help Sheet” which we’ve added at the end of this PDF or assigned from your Bible.

**Rule:** In addition to taking a photo that dramatizing each of the Commandments you have drawn, **you must also create a photo of each Commandment in a “positive, do” version.** For example: “You shall not kill” can also be photographed as “You shall take care of others.”



*Adjust these “rules” and Commandment assignments to the size and age of your group.*

Read [Exodus 20: 1-17](#) and then have teams draw Commandment slips from a hat for the first round.

### What’s a “positive do” version of a Commandment?

Instead of saying what “not” to do, you turn the Commandment into a positive statement about what you “should do.” For example, “You shall have no other gods before me,” can be positively stated as, “Make God #1 in your life.” “You shall not lie” or “you shall not bear false witness,” can be positively stated as “Be an honest person” or “always speak the truth.” More “positive do” ideas can be found in the Bible Background and on the “Ten Commandments Help Sheet” at the end of this lesson PDF.

## Round One

Assign teams, draw Commandment assignment slips out of a hat, then go off to take your photos. (Photos of Commandments will be harder to portray than videos and thus require more thought!)

**When you gather back together,** have each team share their photos and let the other teams guess “which Commandments” the team was trying to depict in their photo.

## Round Two (optional)

Depending on how many teams and how much time you have, play the Commandments Photo game a second time switching up assignments and groups. Suggest they *use video* to act out the Commandment, or do all the Commandments as “positive do” (you shall....) Commandments. Share videos and guesses. Take note of those poses or actions which did a particularly good job of capturing what the Commandment was about.

## All-together Final Round!

Working as a group, read and “pose” the following two Bible verses which describe Jesus’ teaching about the Ten Commandments: [John 13:34](#) and [Matthew 22:36-40](#)

**Closing:** Show all your photos again one-by-one, pausing to name the commandment that goes with each (or letting the group say it out loud). Before moving on to the next photo, offer a single line **prayer** to the group about that commandment, such as, “**God, remind us to protect each other’s feelings and well-being.**” (With older participants, you can invite each to offer their own line of prayer for certain Commandments.)

**Finish on a prayer note of grace and forgiveness** -- that we will continue to love each other just as God continues to love us, even when we make mistakes.

*Written by the Rotation.org Writing Team  
Copyright Rotation.org Inc.*

## **Notes**

For small groups (2 or 3), do all the commandments together.

You can also make short videos to depict Commandments. Record in silence so as not to give away which Commandment you are doing.

For "positive" "shall do" Commandment suggestions, view the handouts on the last page of this PDF.

## Helpful Handouts for the Rotation.org Writing Team's Ten Commandments Photo Game

Pick the translation you want to use in the game and cut them into slips of paper.

<p><b>NRSV</b></p> <p>You shall have no other gods before me</p> <p>You shall not make for yourself an idol</p> <p>You shall not make wrongful use of the name of the Lord your God</p> <p>Remember the sabbath day, and keep it holy</p> <p>Honor your father and your mother</p> <p>You shall not murder</p> <p>You shall not commit adultery</p> <p>You shall not steal</p> <p>You shall not bear false witness</p> <p>You shall not covet</p>	<p><b>NIV</b></p> <p>You shall have no other gods before me</p> <p>You shall not make for yourself an image</p> <p>You shall not misuse the name of the Lord your God</p> <p>Remember the Sabbath day by keeping it holy</p> <p>Honor your father and your mother</p> <p>You shall not murder</p> <p>You shall not commit adultery</p> <p>You shall not steal</p> <p>You shall not give false testimony</p> <p>You shall not covet</p>
<p><b>King James Version</b></p> <p>Thou shalt have no other gods before me</p> <p>Thou shalt not make unto thee any graven image</p> <p>Thou shalt not take the name of the Lord thy God in vain</p> <p>Remember the sabbath day, to keep it holy</p> <p>Honor thy father and thy mother</p> <p>Thou shalt not kill</p> <p>Thou shalt not commit adultery</p> <p>Thou shalt not steal</p> <p>Thou shalt not bear false witness</p> <p>Thou shalt not covet</p>	<p><b>A Writing Team Version for Kids</b></p> <p>Love God more than you love anything else.</p> <p>Do not make other things more important than "God things."</p> <p>Respect God by praying with your whole heart and not heaping up empty words or promises.</p> <p>Remember to worship and rest on the Sabbath.</p> <p>Bring honor to your parents and family.</p> <p>Never hurt anyone.</p> <p>Always be faithful to your husband or wife and in all your commitments.</p> <p>Don't take anything that isn't yours.</p> <p>Always tell the truth.</p> <p>Don't be jealous of others.</p>

The Ten Commandments	A "Positive Do" Form of the Commandment	More ways to say it...
1. You shall have no other gods before me	Put your trust in God alone	
2. You shall not make for yourself an idol	Make God the most important thing in your life	
3. You shall not make wrongful use of the name of the Lord your God	Show your respect for God	
4. Remember the sabbath day, and keep it holy	Make quality time to rest, worship, and be with God	
5. Honor your father and your mother	Bring honor and happiness to your family	
6. You shall not murder	Protect people's lives and feelings	
7. You shall not commit adultery	Keep your sacred commitments	
8. You shall not steal	Be trustworthy	
9. You shall not bear false witness	Be honest	
10. You shall not covet	Respect other people's property	
<b>John 13:34</b> (Jesus said) I give you a new commandment, that you love one another. Just as I have loved you, you also should love one another.		
<b>Matthew 22: 36-40</b> "Teacher, which commandment in the law is the greatest?" 37 He said to him, "'You shall love the Lord your God with all your heart, and with all your soul, and with all your mind.' 38 This is the greatest and first commandment. 39 And a second is like it: 'You shall love your neighbor as yourself.' 40 On these two commandments hang all the law and the prophets."		

Note: Many Lutherans and Catholics number the commandments a little different. They combine the first two commandments (Exodus 20: 3-4) into one and separate verse 17 about "coveting" into two commandments. Please also note that while we've condensed the Ten Commandments into these ten traditional phrases for the purposes of memorization, each commandment has more words describing it than shown here. See the full version in Exodus 20. Copyright [www.Rotation.org](http://www.Rotation.org)

# 10 COMMANDMENTS ESCAPE ROOM

Another secret message hidden in a cipher. I think we are so close to finding the numbers to the code.

**TASK # 7 CIPHER**

A	B	C		J		N	O	P
D	E	F		M	X			
G	H	I		L				

I think we are getting close. There are a number of words written in the sand. Let's solve this one before the wind starts blowing and we lose the clues to the code.

**TASK # 6 CENTER STAGE**

HINT: The title says it all

**GOD FALSE**

**I FDGF TRIRF**

see something shiny in the sand. It is a driver's license. Does it lead us to a code?

**TASK # 1 LINE-W-L**

Use the numbers from the number combinations below, then unscramble the letters from the number combinations below. Do NOT count numbers as a word.

**NEW YORK STATE**  
DEPARTMENT OF MOTOR VEHICLES  
DRIVER LICENSE CLASS E

Donald Kenneth Fremlich  
137 Park Avenue  
Brunswick, NY 12865  
Date of Birth: July  
Eyes: Blue

8-3-3    1-2-2    5-1-4

At the base of the mountain there is a box with a bunch of numbers on it. How can we open it?

**TASK # 8 BLOCKS**

The missing numbers are whole numbers between 1 and 9. The numbers in each row add up to totals on the right. The numbers in each column add up to the totals at the bottom.

			18
	3		14
			10

There are a number of weird shapes carved into the wall. They look very new. Maybe a clue?

**TASK # 4 SHAPE SHIFT**

Find the 4-series pattern to determine what comes next.

1					?
2					?
3					?

These clues are getting tough. There is a scroll hidden in the dig site. Maybe the secret message on it will help us.

**TASK # 3 MISSING X**

What is that loud sound?

**TASK # 9 HINT SEARCH**

Use the hints below to find the words. Then unscramble the letters in the SHADDED boxes. Words can be in any direction.

G	M	Z	Y	T	R	F	G
H	O	K	Q	W	S	T	C
D	S	D	G	G	C	M	N
K	E	S	L	A	F	L	Y
S	S	T	C	S	B	A	D
W	H	E	B	R	E	W	C
C	O	V	E	N	A	N	T

1. M    4. F

2. C    5. G

3. H    6. C

If this is your answer, your clue is as follows: **COMMIT** 9

If this is your answer, your clue is as follows: **TABLET** 4

If this is your answer, your clue is as follows: **DECREE** 8

There is a bird's nest in the tree. You see a piece of paper sticking out. What is written on it?

**TASK # 5 CRYPTOGRAM**

A= F= K= P= U=   
 B= G= L= Q= V=   
 C= H= M= R= W=   
 D= I= N= S= X=   
 E= J= O= T= Y=   
 Z=

DECODE THE PHASE:

If this is your answer, your clue is as follows: **SABBATH** 4

If this is your answer, your clue is as follows: **VAIN** 6

If this is your answer, your clue is as follows: **NEIGHBOR** 1

The Ten Commandments are a special set of rules that were given to Moses by God a long time ago. They teach us to be kind to our family, not to take things that don't belong to us, and to tell the truth. These rules help us be good and get along with others. We need your help to find the scroll.

Find the rocks you see a cell. There is a coded message on it. Can you figure out what it says?

**TASK # 2 TXT MSG**

662633    666333    2

73377777    66666

If this is your answer, your clue is as follows: **MOSES** 8

If this is your answer, your clue is as follows: **SINAI** 2

If this is your answer, your clue is as follows: **WILDERNESS** 9

Stored up Treasures

# OVERVIEW

Looking for an unforgettable Bible based Escape Room! based on the 10 Commandments. Featuring 9 puzzle challenges that reveal a final secret code, this fun and engaging printable game will be a huge hit for kids ages 8 - 12. Whether you're planning a Sunday School lesson, Vacation Bible School, a birthday celebration, a sleepover, or just need some rainy-day activities, this game is perfect for you.

Our escape room game is designed to be easy to set up and play, with no props or complicated instructions required. You decide if kids complete the puzzles individually or in small groups, making it a great activity for classrooms, youth groups, or team-building exercises. With our escape room kit, you'll have everything you need to create an exciting adventure for your little ones from the comfort of your own home, classroom or church. So why wait? Grab your copy today and let the fun begin!

Looking for an escape room experience at home without all the fuss? Look no further! Our escape room kit is perfect for you. This no-prep escape room, with no cutting, folding or taping required, allows you to start experiencing the thrill of the escape room today.

## WHAT'S INCLUDED IN THE INSTANT DOWNLOAD?

PDF game guide (8.5 x 11)  
9 puzzle challenges  
Recording sheet  
Set up instructions  
Frequently asked questions  
Hint cards

Gameplay: 30-60 minutes

Ages: 8 - 12

Number of players: As many as you want!

Basic math skills required.

# DIRECTIONS



You will need to print RECORDING SHEET 1 and 2 (pages 17 and 18) for EVERY person or team playing the game. This is the answer recording sheet for the individual puzzles.

Print TASK PAGES (pages 6-14) just ONE TIME. DO NOT LET KIDS WRITE ON THESE PAGES! Kids should ONLY be writing on the answer page. You do NOT have to print the actual puzzle pages for every child. (Our goal is to save you paper!)



Determine how you want to use the hint cards found on HINT and HINT 2 (pages 15 and 16) Do you want to display them right next to the puzzle? Do you want to hold on to them and only show kids who seem to be struggling? (This is what I do).

Preview the puzzles and answers just in case you need to offer help or guidance. The kids MIGHT struggle the first time they see the puzzles...that's OK, that's the goal, it is after all an escape room! Let them think it out for a bit before you help them.



Once all 9 puzzles and answer recording sheets have been printed, read the "mission" out loud on page 5 and review the directions. Next, let the fun begin! Set a timer for 60 minutes and see who can crack the code in the allotted time. Let kids know that they can complete the puzzles in ANY order. Just make sure they record their answers in the correct area.

## PRINTING THE GAME

Make sure you download the file to your computer FIRST, then print. Sometimes your computer opens the PDF in the default web browser (which makes black boxes appear around images when you print). It happens when trying to print from the preview URL when it opens in a new tab. Make sure you are using the latest version of Adobe Acrobat Reader (FREE) - rather than a preview application on Macs or web browsers.

Grab Adobe here: <https://get.adobe.com/reader/>

# F.A.Q.

How long does this activity take to complete?

It really depends on a lot of things. Estimated completion time is 60 minutes but it's based on the kids' puzzle skills, group size, and age. We recommend ages 8-12.

How many kids can play at once?

Kids can play individually, with friends, or in large groups. There really is no limit to the number of players.

What if the kids get stuck on one of the puzzles?

First off, let them think for a bit! This is where critical thinking skills come in. If they get stuck, hint cards have been included in your download to guide them and provide examples.

Where do kids start?

Kids can start on any puzzles and complete the puzzles in ANY order!

How do you know if their answers are correct?

There is an answer key provided in the PDF.

How do I set up the activity?

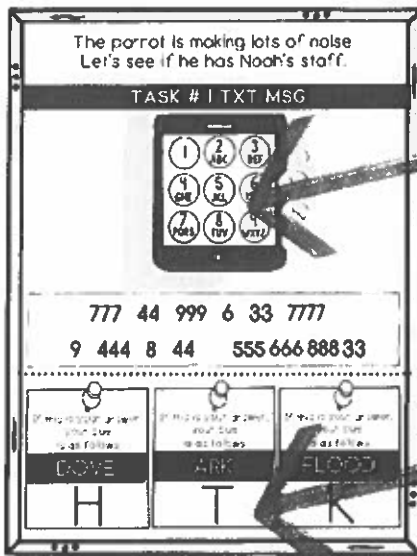
Just print and play! Everything you need is included in your download. You don't need locks, envelopes, or special equipment. You can hang or hide the puzzles or just spread them out on the kitchen table.

Do I have to print out the game materials for every kid?

Nope! You ONLY have to print out the answer sheet for each kid or group. Just one set of the actual puzzles is all you need!



# DIRECTIONS




Each page has a puzzle to solve at the top and "clues" revealed based on your answers on the bottom. Depending on your puzzle answers, you'll receive a "letter" to the final code. Please do NOT write on the puzzle pages, ONLY write on your answer sheet.

## MISSION

During a recent archeological dig, a scientist found what they believed to be the 10 Commandment tablets. When they came back the next day they were locked in a chest with a 4 digit code. Your mission is to find the clues that contain the numbers of the code.

You start your trip to the archeological dig site. You have your special backpack filled with all the tools you will need for this mission. As you get to this faraway location, you are surrounded by beautiful mountains and know this is a special location.

You begin searching for clues around the dig site. You find one. Let's see where it leads us.




You see something shiny in the sand. It is a driver's license. Does it lead us to a code?

## TASK # 1 LINE-W-L

Decode the letters from the number combinations below, then unscramble the word to find your answer. Do NOT count numbers as a 'word'.

# NEW YORK STATE

DEPARTMENT OF MOTOR VEHICLES



### DRIVER LICENSE CLASS E

Donald Kenneth  
Fremlich

137 Park Avenue  
Brunswick, NY 12885

Date of Birth: July  
Eyes: Blue

6-2-1

8-3-3

1-2-2

5-1-4

3-1-3

9-1-4

2-4-7

If this is your answer,  
your clue is as follows:

**TABLETS**

8

If this is your answer,  
your clue is as follows:

**HEBREWS**

3

If this is your answer,  
your clue is as follows:

**PROMISE**

5

Over behind the rocks you see a cell phone. There is a coded message on it. Can you figure out what it says?

## TASK # 2 TXT MSG



66 2 6 33      666 333      2

7 33 777 7777 666 66

If this is your answer,  
your clue  
is as follows:

MOSES

8

If this is your answer,  
your clue  
is as follows:

SINAI

2

If this is your answer,  
your clue  
is as follows:

WILDERNESS

9

These clues are getting tough. There is a scroll hidden in the dig site. Maybe the secret message on it will help us.

## TASK # 3 MISSING X

The Ten Commandments are a special set of rules that were given to Moses by GXd a long time ago. They teach us to be kind to Xur family, not to take things that don't belong to us, and to tell the truth. TXese rules help us be good and get along with others. We Xeed your help to find them before they are destXoyed.

If this is your answer,  
your clue  
is as follows:

**NO IDOLS**

7

If this is your answer,  
your clue  
is as follows:

**HONOR**

3

If this is your answer,  
your clue  
is as follows:

**COVET**

9


There are a number of weird shapes carved into the wall. They look very new. Maybe a clue?

## TASK # 4 SHAPE SHIFT

Find the 4-series pattern to determine what comes next.

1						?
2						?
3						?

WHAT COMES NEXT?



If this is your answer,  
your clue  
is as follows:

ADB

8

If this is your answer,  
your clue  
is as follows:

ADF

1



























If this is your answer,  
your clue  
is as follows:

ADH


7

There is a bird's nest in the tree. You see a piece of paper sticking out. What is written on it?

## TASK # 5 CRYPTOGRAM

A= 	F= 	K= 	P= 	U= 
B= 	G= 	L= 	Q= 	V= 
C= 	H= 	M= 	R= 	W= 
D= 	I= 	N= 	S= 	X= 
E= 	J= 	O= 	T= 	Y= 
				Z= 

DECODE THE PHRASE:



If this is your answer,  
your clue  
is as follows:

SABBATH

4

If this is your answer,  
your clue  
is as follows:

VAIN

6

If this is your answer,  
your clue  
is as follows:

NEIGHBOR

1

I think we are getting close. There are a number of words written in the sand. Let's solve this one before the wind starts blowing and we lose the clues to the code.

## TASK # 6 CENTER STAGE

HINT: The title says it all!

**GOD FALSE**

**LEDGE TRIBE**

**BASES**



If this is your answer,  
your clue  
is as follows:

**FALSE**

1



If this is your answer,  
your clue  
is as follows:

**MOSES**

6



If this is your answer,  
your clue  
is as follows:


**IDOLS**

8


Another secret message hidden in a cipher.  
I think we are so close to finding the numbers to the code.

## TASK # 7 CIPHER

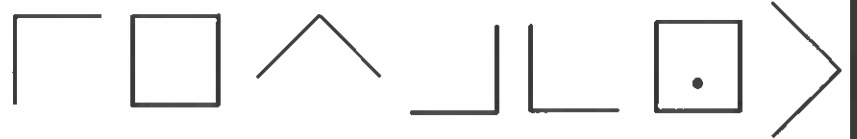
A	B	C
D	E	F
G	H	I



N.	O.	P.
Q.	R.	S.
T.	U.	V.



Solve and Unscramble:



If this is your answer,  
your clue  
is as follows:

PROMISE

3

If this is your answer,  
your clue  
is as follows:

MIRACLE

8

If this is your answer,  
your clue  
is as follows:

TABLET

6



At the base of the mountain there is a box with a bunch of numbers on it. How can we open it?

## TASK # 8 BLOCKS

The missing numbers are whole numbers between 1 and 9. The numbers in each row add up to totals on the right. The numbers in each column add up to the totals at the bottom.

The diagonal lines add up to the corresponding number. Determine what numbers go in the circled boxes.

		3	18
1			14
	2		19
			14
11	18	18	19



If your answer includes these numbers, this is your clue:

7 AND 4

4



If your answer includes these numbers, this is your clue:

7 AND 6

3



If your answer includes these numbers, this is your clue:

6 AND 9

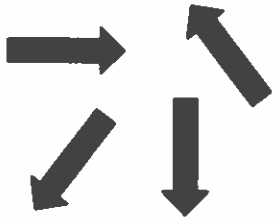
6

What is that loud sound?

## TASK # 9 HINT SEARCH

Use the hints below to find the words. Then, unscramble the letters in the SHADED boxes.

Words can be in any direction.



G	M	Z	Y	T	R	F	G
H	O	T	E	L	B	A	T
D	S	D	G	G	C	M	N
K	E	S	L	A	F	L	Y
S	S	T	C	S	B	A	D
W	H	E	B	R	E	W	C
C	O	V	E	N	A	N	T

1. M

4. F

2. C

5. G

3. H

6. T

If this is your answer,  
your clue  
is as follows:

COMMIT

9

If this is your answer,  
your clue  
is as follows:

TABLET

4

If this is your answer,  
your clue  
is as follows:

DECREE

8

# HINTS:



## CRYPTOGRAM

Use the cryptogram decoder to solve the clue. Your job is to determine which letter each image represents. Each symbol or image represents a letter from A through Z.



## L - W - L

LWL stands for LINE - WORD - LETTER. The first number is where the LINE of your clue is found. The 2nd number is where the WORD clue is found. The last number is the LETTER where your clue is found. Do NOT count numbers as a 'word'.  
Example: 2-4-5 would be line 2, fourth word, fifth letter.



## TXT MSG

Use the keypad to determine what letter each number pattern represents. Back in the day, you had to press the number multiple times to find a letter to send a text. If you wanted the letter "R", you would press the 7 three times because "R" is the third letter listed under the number 7.



## MISSING X

Read through the sentence and determine which letters are marked with an X. Then, unscramble the word using the decoded letters.



## BLOCKS

Each row adds up to the number found on the right. Each column adds up to the number found on the bottom. The diagonal row ALSO adds up to the numbered box in the bottom right. Determine the missing numbers found in the circled areas.



## SHAPE SHIFT

Each shape or image has a 4-series pattern. Look at the pattern placement of shapes 1-3, then determine what would come next in the pattern.



## CIPHER

Use the cipher code to solve the clue. Your job is to determine which letter each symbol represents. Each symbol represents a letter.



## CENTER STAGE

Read each word and collect ONLY the "center" or middle letter. Then, unscramble the mystery word.  
Example: CAT = A



## HINT SEARCH

Use the clues to find the hidden words in the word search. The number of boxes beside each "hint" indicate how many letters the word has. Then, UNSCRAMBLE the letters in the gray-shaded boxes to determine your final answer.

# RECORDING SHEET

Use the area below to help you solve the puzzles.

1

2

3

4

5

6

# RECORDING SHEET

Use the area below to help you solve the puzzles.

7

8

			18
	○	3	14
1			19
	2	○	14
11	18	18	19

9

Use the hints below to find the words. Then, unscramble the letters in the SHADED boxes.

Words can be in any direction.

G	M	Z	Y	I	R	F	G
H	O	K	Q	W	S	T	C
D	S	D	G	G	C	M	N
K	E	S	L	A	F	L	Y
S	S	T	C	S	B	A	D
W	H	E	B	R	E	W	C
C	O	V	E	N	A	N	I

1. M 

--	--	--	--

 4. F 

--	--	--	--

2. G 

--	--	--	--	--

 5. G 

--	--

3. H 

--	--	--	--

 6. C 

--	--	--	--

## FINAL CODE

You have all the numbers to the code. Record your puzzle answers in the boxes below.

Once you have recorded your answers, cross off all the #8s to reveal your final 4 number code to unlock the chest.

1	2	3	4	5	6	7	8	9

# ANSWER SHEET

1

PROMISE

CODE = 5

2

MOSES

CODE = 8

3

HONOR

CODE = 3

4

ADB

CODE = 8

5

VAIN

CODE = 6

6

IDOLS

CODE = 8

7

MIRACLE

CODE = 8

8

7 AND 6

CODE = 3

9

DECREE

ODE = 8

## FINAL CODE

Once you have recorded your answers, cross off #2, 4, 6, 8 to reveal your final 5 letter word.

1	2	3	4	5	6	7	8	9
5	<del>8</del>	3	<del>8</del>	6	<del>8</del>	<del>8</del>	3	<del>8</del>

**CONGRATS!!**


**YOU FIGURED OUT  
THE CODE AND**

**THE 10**

**COMMANDMENT**

**TABLETS ARE**

**SAFE!**





# TERMS OF USE

Copyright © Stored Up Treasures. All rights reserved. This product is to be used by the original downloader only. No part of this document may be reproduced, distributed, sold or transmitted in any form or by any means, without the prior written permission of the copyright holder. This product may not be distributed or displayed digitally for public view. Failure to comply is a copyright infringement and a violation of the Digital Millennium Copyright Act (DMCA). Clipart and elements found in this product are copyrighted and cannot be extracted and used outside of this file without permission or license. PERSONAL USE ONLY. All pages in this download are copyrighted. You may not create anything to share or sell based on this download.

## YOU MAY:



Use the resource for personal use only.



Print and make copies of downloadable resources as necessary for your party.



Share my cover page on social media as long as you include the product link for my store.

## YOU MAY NOT:



Change or alter the product in any way aside from omitting pages you do not want to use.



Share this download with other people, friends, colleagues, family, for their own usage, etc. Additional licenses can be purchased at a lower rate.



Create anything to share or sell, in part or in whole, based on this download, including for your own commercial gain.



Upload this resource to websites, applications, shared drives or other sites or services that enables access by anyone other than you.


# Thank You

Stored up   
Treasures

Thank you for downloading one of my resources on Teachers Pay Teachers.

Please like and follow my TpT page, [Stored up Treasures](#).

If you liked this product, check out my other Bible Story Activities available on my page.



Sincerely,

Naomi Provencal

Graphics by:

Smart Arts for Kids, © [www.smartartsforkids.com](http://www.smartartsforkids.com)