



## Paul and Silas in Prison Acts 16:16-38

16 Once when we were going to the place of prayer, we were met by a female slave who had a spirit by which she predicted the future. She earned a great deal of money for her owners by fortune-telling. 17 She followed Paul and the rest of us, shouting, "These men are servants of the Most High God, who are telling you the way to be saved." 18 She kept this up for many days. Finally Paul became so annoyed that he turned around and said to the spirit, "In the name of Jesus Christ I command you to come out of her!" At that moment the spirit left her. 19 When her owners realized that their hope of making money was gone, they seized Paul and Silas and dragged them into the marketplace to face the authorities. 20 They brought them before the magistrates and said, "These men are Jews, and are throwing our city into an uproar 21 by advocating customs unlawful for us Romans to accept or practice." 22 The crowd joined in the attack against Paul and Silas, and the magistrates ordered them to be stripped and beaten with rods. 23 After they had been severely flogged, they were thrown into prison, and the jailer was commanded to guard them carefully. 24 When he received these orders, he put them in the inner cell and fastened their feet in the stocks. 25 About midnight Paul and Silas were praying and singing hymns to God, and the other prisoners were listening to them. 26 Suddenly there was such a violent earthquake that the foundations of the prison were shaken. At once all the prison doors flew open, and everyone's chains came loose. 27 The jailer woke up, and when he saw the prison doors open, he drew his sword and was about to kill himself because he thought the prisoners had escaped. 28 But Paul shouted, "Don't harm yourself! We are all here!" 29 The jailer called for lights, rushed in and fell trembling before Paul and Silas. 30 He then brought them out and asked, "Sirs, what must I do to be saved?" 31 They replied, "Believe in the Lord Jesus, and you will be saved—you and your household." 32 Then they spoke the word of the Lord to him and to all the others in his house. 33 At that hour of the night the jailer took them and washed their wounds; then immediately he and all his household were baptized. 34 The jailer brought them into his house and set a meal before them; he was filled with joy because he had come to believe in God—he and his whole household. 35 When it was daylight, the magistrates sent their officers to the jailer with the order: "Release those men." 36 The jailer told Paul, "The magistrates have ordered that you and Silas be released. Now you can leave. Go in peace." 37 But Paul said to the officers: "They beat us publicly without a trial, even though we are Roman citizens, and threw us into prison. And now do they want to get rid of us quietly? No! Let them come themselves and escort us out." 38 The officers reported this to the magistrates, and when they heard that Paul and Silas were Roman citizens, they were alarmed. 39 They came to appease them and escorted them from the prison, requesting them to leave the city. 40 After Paul and Silas came out of the prison, they went to Lydia's house, where they met with the brothers and sisters and encouraged them. Then they left.

## Reply to "Paul and Silas in Philippi Jail (Acts 16) Workshops Lessons and Ideas"




**Luanne Payne**   Member of the Board and Writing Team  a Supporting Member!

### DVD - "Paul & Silas" (Superbook Series)

Joy is down in the dumps because she's due to have her tonsils out.

Superbook whisks the kids away to Philippi, where they encounter Paul and Silas preaching and being arrested for casting out a demon. Joy watches Paul's behavior as he and Silas sing praises to God in prison! Paul and Silas are miraculously freed from prison by an earthquake, then share the Gospel with the jailer and his family. They believe and are baptized as believers in Jesus!

Joy returns home and vows to try and be joyful even in the most dire circumstances, like Paul and Silas! Acts 16:1



See Rotation.org reviews of the "Superbook" DVD Series for more details on this series [link](#).

 Attachments

Show 

1/8/18 @ 1:47 PM

## CONTENTMENT

Why were Paul and Silas in prison—had they done something wrong? [Read Acts 16:16-23](#).

How would you feel if you obeyed God, then were arrested, beaten, and thrown into a dungeon—even though you were innocent? What did Paul and Silas choose to do?

[Read Acts 16:23-25](#).

How could they sing and praise God in the midst of their suffering? The answer can be found in a letter Paul later wrote to the believers in Philippi. [Read Philippians 4:11-13](#).

Paul wrote many letters to encourage Christians in their faith. You can read 13 of them in the Bible—from Romans to Philemon. What kind of attitude did he advise people to have?

[Read 1 Thessalonians 5:15-18](#).

**PRAY** Dear Lord, give us Your wisdom and strength to meet every challenge in our lives, and fill us with Your joy. Amen.



# PAUL and Silas sing in jail


Print Free: [www.lambsongs.co.nz](http://www.lambsongs.co.nz)

By Jill Kemp

Illustrated by Richard Gunther



Paul and Silas went from town to town telling everyone the good news about Jesus Christ the son of God.



It was the rule that no one could talk about Jesus, or they would be put into jail and they soon got arrested.



In jail they cheered each other up with words from the Bible and sang songs of thanks to God, all night. The other prisoners and guards heard them.




But their friends prayed for them and one night an earthquake shook the prison doors open. If the prisoners escaped the guards would be in trouble.



But Paul and Silas did not run away. The guard was so pleased to see them. "God is with us and we want you to know about Jesus, God's Son," they told the guard.



"Tell me about him," the guard said. Paul explained how God sent his son to earth. He healed and helped people, then died on a cross. Now he is alive again, just as God had promised.



Just believe that Jesus Christ is God's Son. You too will become God's child."  
"I do believe that Jesus is God's Son," said the guard.



The Guard told all his family about Jesus. They all listened to Paul and Silas and they all believed in Jesus too. Like Paul and Silas they were now God's children.

## Reply to "Paul and Silas in Philippi Jail (Acts 16) Workshops Lessons and Ideas"



**Neil MacQueen**   Webmaster and Writer  a Supporting Member!

### Lesson Outline for Paul's Prison Workshop

from Neil MacQueen

#### Summary of Lesson Activities:

A Roman Jailer will throw your students into jail with Paul and Silas.

A Drama/Storytelling lesson will ensue.

I've done this rotation story and workshop TWICE and it was a lot of fun both times. The key is to go all out with the jail design, and the gruff jailer. Yes, put (swag) chains on the kids. This takes time and let's the jailer accuse them of all sorts of things. The chain serves as a nice takehome reminder too.

#### The Point:

1. God helped Paul and Silas spread the good news about Jesus to new places, even places where it was dangerous to talk about Jesus and were unwelcome. We too should be prepared to help others know about Jesus.
2. Paul and Silas message about Jesus was for everyone, even the jailer and prisoners.
3. God did things which helped the message win over people, such as the earthquake and jail experience.
4. We are called to share the Good News, and encourage people to believe in Jesus and be baptized. We can do this by believing ourselves! ...and practicing telling the message.

---

#### Lesson Plan:

1. Kids arrive and are chained. Paul and Silas start singing.  
While kids are being chained, the Soldier/Jailer tells them this story:

In the town of Philippi: Paul and Silas were beaten thrown into prison. They were accused of teaching strange ideas about a man who was crucified and then resurrected, and they say he is God

and we must worship only him.

2. Paul and Silas were praying and singing hymns and the prisoners were listening. Kids are invited to join in singing.
3. Paul and Silas argue with the other prisoner. They try to explain their message for a few minutes, and ask the kids if they can explain it to the prisoner.
4. After a while an earthquake shook the prison, doors were opened and chains fell off the prisoners. The jailer awoke and went to check the prisoners. Seeing the door open and thinking they had escaped he thought to kill himself. But Paul shouted to him we are all here.

(Our jailer shook the outer walls of the jail and shouted. It was very surprising and convincing.)

The jailer rushed in and said what must I do to be a follower of Jesus and be saved. Paul said believe in Jesus and you and your whole family can be his followers.

5. The jailer washed their wounds and was baptized and gave them food. (Paul and Silas celebrate communion with the children and jailer). The jailer leaves and then comes back and tells Paul: "The magistrates have sent orders for you to be released. So come out now and go in peace." (This should happen at end of lesson time.)

Kids get unchained and Paul and Silas head back to Lydias house.

### **Teaching in the Jail:**

Whoever is Paul has to know the story and have plenty of questions to ask the kids. The younger kids may try to say "this isn't real" and in fact one very young boy said it because he was afraid it was!

Our soldier was very convincing. He and Paul banter/spar/argue about WHY Christians must be put in jail. He tries to keep Paul from singing. The soldier is quite gruff about Paul's "love" message. Occasionally Paul or Silas ask the kids to respond to the jailer.

We also had a PRISONER in the jail give us some trouble and try to put down the "Jesus message" as "wierd and unbelievable." She asked the kids why they believed in Jesus.

Just before the earthquake and baptisms we had some pita bread and grapes. Paul and Silas kept talking to the kids about the place where THEY worship. What is it like?

One kid talked about singing organ music and Paul said "what's an organ?"

The kids had a fun time in the chains as well. The younger ones wanted OUT of the chains. Paul warned them not to take them off lest the guard see.

Paul asked them what it was like to be a Christian where THEY lived. He was quite astounded that they worship in safety. Of course, he hadn't heard of the USA was. He asked them how they spread the good news in THEIR country. Their responses helped create new discussion possibilities. Paul and Silas had to be on their toes!!!

### **How to Build the Jail:**

Pick a 9x12 corner of a room. Most drop cloths are 9x12. It will hold 3 adults and about 10 kids.

Cover two of the four jail walls with brown paper drop cloths. We bought ours at a local Home Improvement center. They come folded and the creases look like mortar lines. You can add painted mortar lines. We trimmed certain parts of the walls with grey duct tape which looks like mortar. Put a canvas on the floor with some straw.

Heres how we made the other two walls: We stood our standard long fellowship hall style table (with metal folding legs) on end with the tabletop pointing inward to the cell.

Tables lean back a bit and were more than sturdy. Then we covered the tables with more paper drop cloth. The paper and tables are easy to "shake" for the earthquake too.

Suggestion: use thumbtacks to hold paper to wall. Tape will give way week to week. Put a piece of packing tape behind the section of the paper you are pushing the thumbtack through to reinforce paper at tack point.

DuctTape prison bars to the paper covering any windows and then cut out paper in-between the tape. The tape acts to reinforce the thin paper bars and looks surprisingly good.

### **How we made our prison door:**


These are black plastic pipes from the local hardware that we duct-taped together. We DuctTaped the bar door to one of the tables. The black ornamental chain was added for effect. Simple and quick. The kids thought it was neat.

The first time we did this workshop we had a real room. We took the door off the hinges and put in a cardboard door with bars and chains. Very effective.

Home / Sunday School Lessons and Resources / LESSONS: ACTS / Acts 16: Paul and Silas in Prison  
/ BIBLE SKILLS & GAMES Workshops Lessons and Ideas for Paul and Silas in Philippi Jail (Acts 16)

## Reply to "BIBLE SKILLS & GAMES Workshops Lessons and Ideas for Paul and Silas in Philippi Jail (Acts 16)"



**Luanne Payne**  Member of the Board and Writing Team  a Supporting Member!

Moderator moved here to consolidate posts

### Paul and Silas in Prison

#### Games Workshop

#### Grades 3-6

#### Summary

After hearing the scripture the students will do three activities to help make the point that Jesus saves us from the PENALTY of SIN, they are: Sin Is A Chain-Prison (rope trick), Sin You Can't Get Rid Of (paper snowball toss), and Jesus Saves Us From Sin (and newspaper balls).

#### Lesson Objectives:

- To show the students how easy it is to be saved.
- To demonstrate how sin can trap us as if we were in prison.
- To show us what "being saved" looks like.
- To remind the students that God forgives ALL of our sins.

---

#### Materials List:

- A piece of string for each student, approximately 20" long.
- A stack of several newspapers.
- A blanket or sheet of paper to form a wall between two chairs.
- Hand wipes
- Bibles

#### Teacher Preparation:

- Practice the "Prisoner's Escape" activity with the string. You will need to do this with another person. Doing this will make it easier to demonstrate to the class how to get away from their partner when they are tied up.
- Have a trashbag filled with extra balls of newspaper all wadded up for the two games.



## Lesson Plan

### Opening:

Welcome the students when they arrive and explain how today's lesson will unfold.

- Ask the class what it means to be "saved."
- How does someone go about being saved?
- Do you consider yourself "saved"?

Tell the class that today's story is about Paul and Silas and the answer that they gave someone when they were asked "how a person is saved."

### Opening Prayer:

*Dear God, thank you for sending Jesus as our savior so that we can have eternal life. And all God's children said: AMEN.*

### Dig:

#### Read the Story and Ask Questions:

The story for today is from Acts 16:11-40. If there are students who are comfortable reading aloud, assign them some verses.

Read: Verses 11-18.

Ask: "Why do you think Paul commanded the spirit to leave the slave girl?" *(Answers will vary.)*

Read: Verses 19-24.

Ask: Why were the owners of the slave girl upset with Paul and Silas? *(Because the slave girl would no longer be able to predict the future and the owners hope of making money was gone.)*

Read: Verses 25-28.

Ask: Why do you think the prisoners did not try to escape? *(Answers will vary.)*

Read: Verses 29-34.

Ask: What did Paul and Silas tell the jailer he had to do to be saved? *(Believe in the lord.)*

Read: Verses 35-40.

Ask: Why was Paul angry when the jailer told him that he and Silas were being released? *(He was upset at how he and Silas had been treated. He wanted the magistrates to acknowledge their unfair treatment by coming to the jail and escorting him and Silas out.)*

### First Activity: Sin is a Chain, a Prison

See the video (below) for how the string is tied and the secret for how to escape!

Tell the students that Paul and Silas were most likely chained up while they were in prison. This was commonly done in underground jails to secure the prisoners. Tell the class that today they are going to be "chained."

Have the shepherd help you tie a piece of string around the wrists of one person; loop another piece of string over that person's string and tie it to another person's wrists. They should now be locked together. The goal of these two persons is to get away without breaking the string or untying the knot. The solution is to push the center of one string through the loop on the inside of the other person's wrist, bring this new loop back over his or her hand, and draw it back through the wrist loop.



Talk about Paul and Silas being in prison.

1. How do you think they felt?
2. How would you feel if you were in prison?
3. Would you feel trapped?
4. How is SIN like a prison or chain that makes us prisoners?

Tell the students that a person who sins can feel trapped by the guilt and shame they have for committing the sin. And just like the bars of a prison cell keep the prisoners from reaching the people on the outside, the "bars" of sin can keep up from reaching God.

## 2nd Activity: Sin You Can't Get Rid Of

Tie a string between two chairs and tape paper or lay a blanket over it to make a wall across the classroom. (You will use this wall in both the 2nd and 3rd activities.)

Split the class in two and have them stand on either side of the blanket.

Give each team a stack of newspaper, and give them a minute or two to "ball up" as many newspaper snowballs as they can (20 on each side will do nicely). On "GO" each team tries to clear their side of all the newspaper balls by throwing them over the blanket. (Obviously, the point is that the other team keeps throwing them back!)

The first time you play the game, stop it after about 1 minute. Then make this point:

I want you to imagine that the newspaper balls represent "sin" we are trying to get rid of, trying to escape.

Play the game again, only this time, put most of the players on one team and yell "go!" The smaller team will be overwhelmed and beaten.

Ask: What POINT do you think this game just made about "sin" ?

Possible answers: Sin is an overwhelming problem! There's more sin and sinners tossing it back at you than you can handle.

Ask: What did this game just teach you about YOU and SIN? What help do you need?  
(Sin is a trap, it will overwhelm us. It will beat us, unless we have help.)

### Activity Three: Jesus Saves Us From Sin (and newspaper balls)

Ask: What must I do to be saved? --and have your **students look up the answer in Acts 16:31** "Believe in the Lord Jesus and you will be saved, you and your household."

(You might also note that many Christians understand "being saved" as something we are already given, and simply need to accept. We're like the thankful leper who acknowledges what Christ has done for us. Jesus wants us to ask him to be our Savior, and the answer is yes before we even utter his name.)

#### The Game:

Set up the Newspaper Tossing Game again with everyone against ONE player, ...only this time, tell the students that "DURING THE GAME JESUS IS GOING TO SAVE THE PLAYER."

**And add this rule:** every time the single player is 'hit' by a sin-newspaper-ball, they must bend down and slow down as if they are freezing (being imprisoned). After a few hits, they should be frozen on the floor.

Bring out your extra bag of newspaper balls for the kids to throw at the one player. The point is to overwhelm that player.

**Prior to playing, designate someone to play Jesus.** This may be a teaching assistant or older student. Give them the nametag, "Jesus."

**Give Jesus these instructions:** "When I nod to you, walk over to the single player and kneel down with them. Shield them from the newspaper balls as best you can, and toss a few back as you are able.

*When the hail of newspaper balls stops, put a blanket over their shoulders to UNFREEZE them, then stand them up and lead them away from the sin, kicking away any sin newspaper balls in your way."*

**Shout "Go" !** Very quickly, the one player will be overwhelmed, frozen and sunken to the floor. Wait for a few moments, then nod to Jesus.

**Following this demonstration, debrief the students as to what they just saw.**

Ask them "how did Jesus save the person from sin?"

Did the sins go away? (Not really. They and we still sin when we're saved. We ask for Jesus' help to resist sin, and be forgiven. What Jesus saves us from is the penalty from all our sins. Jesus does not let our sins keep us from his love and guidance. We are not forgotten or abandoned. )

What effect did the sins have on the player? (Sin beats us down, destroys us, freezes us so that we aren't free.)

What did Jesus do about the sin? (Jesus sheltered them and lead them away. As you describe this, act it out. Re-enact what Jesus did by comforting someone and kicking away newspaper balls.)

Jesus saves us from the PENALTY of SIN. which is separation from God now, and when we die. Sin tries to kill our spirit, freeze our compassion, imprison our hearts. Takes away our Hope, rob us of our Joy, and destroy peaceful relationships.

***To say "Jesus saves" is to say, Jesus is our shield and strength, and our hope for new life, and eternal life with him.***

TIP: Have hand wipes ready to remove newsprint from player hands before moving on. You can also point out that sin leaves a STAIN ! And can ruin everything we touch. Jesus is our handy-wipe too. 😊

Finally, ask each student eye-ball-to-eye-ball, "Have you thanked Jesus for saving you? ...for being your protector and guide?"

---

### **Journal:**

Have the students write the memory verse in their journal or on a piece of newspaper to fold and stick in their pocket as a reminder.

### **Closing Prayer:**

Dear God, help us to share the story of Jesus with others so they might know him and love him as we do. And all God's children said: AMEN.

---

**Resources:**

- <https://www.rotation.org/forum...-and-silas-in-prison> (The Ideas & Lesson Exchange-Main Categories; Paul and Silas)
  - Sunday School Curriculum Bible Basis by Pastor Dean E. Larson
  - Cub Scout Leader How To Book published by Boys Scouts of America 1999 (revised). ISBN: 0-8395-3832-4
- 

Lesson prepared by Rick from: Augustana Lutheran Church  
St. James, MN

Subsequent improvements and additions were discussed and added  
by several members of the Rotation Community.

11/28/20 @ 10:21 PM \*

## Reply to "Paul and Silas in Philippi Jail (Acts 16) Workshops Lessons and Ideas"



Jan Napa  Rotation.org Juggernaut! (150+ pts)

### Art - Prayer Chains

The first thing that popped into my head was a prayer chain -- like Advent chains -- that kids could write prayers on and hook together.

We did this once and the kids each wrote one prayer request on a slip of paper for the big chain we left in the room and added to each week (which is now in my office!) and the same request for each of the other kids in their class. The kids made chains to take home of their classmates prayers that they could add to prayer time at home. Two ways the prayer chain would be symbolic of your lesson - the chains Paul wore in prison and the way prayer connects us to each other and God.

We had them write on 11"x1" strips of paper. For the younger kids we copied off pre-printed ones with blanks that said "Dear God, \_\_\_\_\_ needs our prayers because \_\_\_\_\_." Older kids wrote their own. Then glue the prayer to a 12"x2" construction paper strip. They could be decorated also.

You could use 4 different colors of paper for the 4 types of prayer, also known as THE A.C.T.S. prayer: **Adoration, Confession, Thanksgiving & Supplication.** And have them write one of each which would take longer. Any time we discuss prayer, we talk about the ACTS prayer!

Update: You can also make the chains out of TYVEK plastic paper...the kind that won't tear. Cut up a tyvek shipping envelope into strips. Write on them with sharpies.

9/20/12 @ 9:03 PM \*